





17701A

3½ Digit 2,000 Count LCD Audible Continuity, Data Hold Diode, hFE Test & Backlight Display Ranges	
DC Voltage	200mV/2/20/200/1000V
Accuracy	±(0.5%rdg+1dgt) on all ranges
AC Voltage	200/750V (50-500Hz)
Accuracy	±(1%rdg+4dgt) on 200V ±(1.5%rdg+4dgt) on 750V
DC Current	200µA/2mA/20mA/ 200mA/10A
Accuracy	±(1%rdg+1dgt) on all ranges except ±(2%rdg+3dgt) on 10A
Resistance	200Ω/2kΩ/20kΩ/200kΩ/ /2MΩ
Accuracy	±(0.8%rdg+1dgt) on all ranges, except ±(1%rdg+3dgt) on 200Ω
Sp. Function	Audible Continuity, Diode Check, hFE Test Data Hold & Backlight Display
Power	One 9V battery
Low Battery	"  " is indicated
Battery Life	200 hours typical
Dimensions	145 x 70 x 35 mm (approx.)
Weight	180gms Including Battery (approx.)
Accessories	Supplied with Pair of Test Leads, Battery (installed), Instruction Manual & Holster




17702A

3½ Digit 2,000 Count LCD 17mm Large LCD, Audible Continuity, Diode & hFE Test Ranges	
DC Voltage	200mV/2/20/200/1000V
Accuracy	±(0.5%rdg+1dgt) on all ranges
AC Voltage	200mV/2/20/200/750V (50-500Hz)
Accuracy	±(1%rdg+4dgt) on all ranges except ±(1.5%rdg+4dgt) on 750V
DC Current	200µA/2mA/20mA/ 200mA/20A
Accuracy	±(1%rdg+1dgt) on all ranges except ±(2%rdg+3dgt) on 20A
AC Current	200µA/2mA/20mA/ 200mA/20A (50-500Hz)
Accuracy	±(1.2%rdg+4dgt) on all ranges except ±(2%rdg+4dgt) on 20A
Resistance	200Ω/2kΩ/20kΩ/200kΩ/ 2000kΩ/20MΩ/200MΩ
Accuracy	±(0.8%rdg+1dgt) on all ranges, except ±(1%rdg+3dgt) on 200Ω ±(3%rdg+3dgt) on 20MΩ ±(5%rdg+10dgt) on 200MΩ
Sp. Function	Audible Continuity, Diode Check, hFE Test
Power	One 9V battery
Low Battery	"  " is indicated
Battery Life	200 hours typical
Dimensions	170 x 80 x 43mm (approx.)
Weight	240gms Including Battery (approx.)
Accessories	Supplied with Pair of Test Leads, Carrying Case, Battery (installed), Instruction Manual and Spare Fuse



17702G

4½ Digit 20,000 Counts, Large LCD, Capacitance, Frequency, hFE, Infrared Remote Control Check, Live Wire Check, APO Ranges	
DC Voltage	200mV/2/20/200/1000V
Accuracy	±(0.05%rdg+5dgt) on all ranges except ±(0.1%rdg+5dgt) on 1000V
AC Voltage	200mV/2/20/200/750V
Accuracy	±(0.8%rdg+10dgt) on all ranges except ±(1.0%rdg+15dgt) on 750V
DC Current	2mA/20/200mA/20A
Accuracy	±(0.5%rdg+5dgt) on 2/20mA ±(0.8%rdg+5dgt) on 200mA ±(2.0%rdg+10dgt) on 20A
AC Current	20/200mA/20A
Accuracy	±(0.8%rdg+10dgt) on 20/200mA ±(3%rdg+10dgt) on 20A
Resistance	200Ω/2/20/200kΩ/2/20MΩ
Accuracy	±(0.4%rdg+5dgt) on all ranges except ±(0.8%rdg+5dgt) on 20MΩ
Capacitance	20/200nF/2/200µF
Accuracy	±(3%rdg+10dgt) on all ranges except ±(5%rdg+10dgt) on 200µF
Frequency	20kHz
Accuracy	±(1.5%rdg+5dgt)
Sp. Function	Diode, Continuity, Data Hold, hFE, Capacitance, Hz, Infrared Remote Control Check, Live Wire Check, APO
Power	One 9V battery
Low Battery	"  " Indicated
Battery Life	150 hours typical
Dimensions	182 x 90 x 60 mm (approx.)
Weight	365gms Including Battery (app.)
Accessories	Supplied with Pair of Test Leads, Battery (installed), Inst. Manual & Holster


Note: Specifications are subject to change.

Tesca Technologies Pvt. Ltd.

IT-2013, Ramchandrapura Industrial Area, Sitapura Extension,
Near Bombay Hospital, Vidhani Circle, Jaipur-302022, Rajasthan, India,
Tel: +91-141-2771791 / 2771792; Email: info@tesca.in, tesca.technologies@gmail.com
Website: www.tesca.in




17701B/D

3 ½ Digit, 2,000 Count LCD, Auto Ranging, Data Hold, Temperature & APO	
Ranges	
DC Voltage	200mV/2/20/200/600V
Accuracy	± (0.5%rdg + 4dgt) on 200mV & 2V, ± (0.7%rdg + 4dgt) on 20V & 200V, ± (1%rdg + 4dgt) on 600V
AC Voltage	2/20/200/600V
Accuracy	± (1.0%rdg + 8dgt) on all ranges except ± (1.5%rdg + 8dgt) on 600V
DC Current	200/2000µA/20/200mA/2/10A
Accuracy	± (1.5%rdg + 4dgt)
AC Current	200/2000µA/20/200mA/2/10A
Accuracy	± (2.2%rdg + 4dgt)
Resistance	200Ω/2/20/200kΩ/2/20MΩ
Accuracy	± (0.7%rdg + 4dgt) on all ranges except ± (1.2%rdg + 4dgt) on 2MΩ ± (2.5%rdg + 4dgt) on 20MΩ
Temperature	-20°C ~ 1300°C/-4°F ~ 1999°F
Accuracy	± (2%rdg + 4dgt)
Sp. Function	Diode Test, Audible Continuity, Data Hold
Power	Two 1.5V 'AAA' Battery
Low Battery	"  " Indicated
Battery Life	200 hours typical
Dimensions	150 x 80 x 33 mm (approx.)
Weight	140gms Including Battery (approx.)
Measuring Category	CAT II
Accessories	Supplied with Pair of Test Leads, Battery (installed), Instruction Manual & Holster Optional : K Type Thermocouple (upto 260°C)




17702B

Auto / Manual, 3 ½ Digit, 2,000 Count LCD, APO & Temperature	
Ranges	
DC Voltage	200mV/2/20/200/1000V
Accuracy	± (0.5%rdg + 4dgt) on 200mV & 2V, ± (0.7%rdg + 4dgt) on 20V & 200V, ± (1%rdg + 4dgt) on 1000V
AC Voltage	200mV/2/20/200/750V (200mV Manual only)
Accuracy	± (1.0%rdg + 8dgt) on all ranges except ± (1.5%rdg + 8dgt) on 750V
DC Current	200/2000µA/20/200mA/2/10A
Accuracy	± (1.5%rdg + 4dgt)
AC Current	200/2000µA/20/200mA/2/10A
Accuracy	± (2.2%rdg + 4dgt)
Resistance	200Ω/2/20/200kΩ/2/20MΩ
Accuracy	± (0.7%rdg + 4dgt) on all ranges except ± (1.2%rdg + 4dgt) on 2MΩ ± (2.5%rdg + 4dgt) on 20MΩ
Temperature	-20°C ~ 1300°C/-4°F ~ 1999°F
Accuracy	± (2%rdg + 4dgt)
Sp. Function	Diode Test, Audible Continuity, Data Hold
Power	Two 1.5V 'AA' Battery
Low Battery	"  " Indicated
Battery Life	200 hours typical
Dimensions	161 x 86 x 43 mm (approx.)
Weight	250gms Including Battery (approx.)
Measuring Category	CAT II
Accessories	Supplied with Pair of Test Leads, Battery (installed), K Type Thermocouple (upto 260°C), Inst. Manual & Carrying Case



17702D

Auto / Manual, 3 ½ Digit, 4,000 Count LCD, APO, Capacitance, Frequency, Duty Cycle & Temperature	
Ranges	
DC Voltage	400mV/4/40/400/1000V
Accuracy	± (0.5%rdg + 4dgt) on 400mV/4V ± (0.7%rdg + 4dgt) on 40/400V ± (1.0%rdg + 4dgt) on 1000V
AC Voltage	4/40/400/750V
Accuracy	± (1.0%rdg + 5dgt) on all ranges except ± (1.5%rdg + 8dgt) on 750V
DC Current	400/4000µA/40/400mA/4/20A
Accuracy	± (1.5%rdg + 4dgt)
AC Current	400/4000µA/40/400mA/4/20A
Accuracy	± (2.2%rdg + 4dgt)
Resistance	400Ω/4/40/400kΩ/4/40MΩ
Accuracy	± (0.7%rdg + 4dgt) on all ranges except ± (1.2%rdg + 4dgt) on 4MΩ ± (2.5%rdg + 4dgt) on 40MΩ
Capacitance	40/400nF/4/40/100µF
Accuracy	± (5.0%rdg + 10dgt)
Frequency	9.999Hz ~ 9.999MHz
Accuracy	± (0.5%rdg + 2dgt)
Duty Cycle	0.1% ~ 99.9%
Accuracy	± (0.5%rdg + 2dgt)
Temperature	-20°C ~ 1300°C
Accuracy	± (2%rdg + 4dgt)
Sp. Function	Diode Test, Audible Continuity, Data Hold
Power	Two 1.5V 'AA' Battery
Low Battery	"  " is indicated
Battery Life	200 hours typical
Dimensions	161 x 86 x 43 mm (approx.)
Weight	250gms Including Battery (approx.)
Measuring Category	CAT II
Accessories	Supplied with Pair of Test Leads, Battery (installed), K Type Thermocouple (upto 260°C), Inst. Manual & Carrying Case

Note: Specifications are subject to change.

Tesca Technologies Pvt. Ltd.

IT-2013, Ramchandrapura Industrial Area, Sitapura Extension,
 Near Bombay Hospital, Vidhani Circle, Jaipur-302022, Rajasthan, India,
 Tel: +91-141-2771791 / 2771792; Email: info@tesca.in, tesca.technologies@gmail.com
 Website: www.tesca.in



17701E



17702F

<p>Auto Ranging, TRMS, 3½ Digit 2,000 Count LCD, Data Hold, Temperature, APO & Holster</p> <p>Ranges</p> <p>DC Voltage 200mV/2/20/200/1000V Accuracy ± (0.5%rdg + 4dgt) on all ranges except ± (0.8%rdg + 4dgt) on 1000V</p> <p>AC Voltage ^{TRMS} 2/20/200/750V Accuracy ± (1.0%rdg + 5dgt) on all ranges except ± (1.2%rdg + 5dgt) on 750V</p> <p>AC Response 40Hz ~ 400Hz</p> <p>DC Current 200/2000µA/20/200mA/2/10A Accuracy ^{TRMS} ± (1.5%rdg + 4dgt)</p> <p>AC Current 200/2000µA/20/200mA/2/10A Accuracy ± (2.0%rdg + 5dgt)</p> <p>AC Response 40Hz ~ 400Hz</p> <p>Resistance 200Ω/2/20/200kΩ/2/20MΩ Accuracy ± (1.0%rdg + 3dgt) on all ranges except ± (2.5%rdg + 3dgt) on 20MΩ</p> <p>Temperature -20°C ~ 750°C / 4°F ~ 1400°F Accuracy ± (1.0%rdg + 10dgt) on -20°C ~ 400°C / -4°F ~ 650°F ± (3.0%rdg + 10dgt) on 401°C ~ 750°C / -651°F ~ 1400°F (with appropriate sensor to be procured separately)</p> <p>Sp. Function Diode Test, Audible Continuity, Data Hold</p> <p>Power One 9V Battery</p>	<p>Auto / Manual, TRMS, 6,600 Counts, APO, Capacitance, Frequency, Duty Cycle, Temp., Diode Test, Audible Continuity & Data Hold</p> <p>Ranges</p> <p>DC Voltage 600mV/6/60/600/1000V Accuracy ± (1.0%rdg + 4dgt) on 600mV ± (0.5%rdg + 2dgt) on 6/60/600V ± (1.0%rdg + 3dgt) on 1000V</p> <p>AC Voltage ^{TRMS} 600mV/6/60/600/750V Accuracy ± (1.0%rdg + 5dgt) on all ranges except ± (1.2%rdg + 5dgt) on 600mV ± (1.5%rdg + 5dgt) on 750V</p> <p>AC Response 40 ~ 500Hz</p> <p>DC Current 600/6000µA/60/600mA/6/20A Accuracy ± (1.0%rdg + 2dgt) on 600/6000µA ± (1.2%rdg + 3dgt) on 60/600mA ± (1.5%rdg + 5dgt) on 6/20A</p> <p>AC Current ^{TRMS} 600/6000µA/60/600mA/6/20A Accuracy ± (1.5%rdg + 5dgt) on 600/6000µA ± (2.0%rdg + 5dgt) on 60/600mA ± (2.5%rdg + 5dgt) on 6/20A</p> <p>Low Battery " " Indicated</p> <p>Battery Life 200 hours typical</p> <p>Dimensions 141 x 77 x 35 mm (approx.)</p> <p>Weight 200gms Including Battery (approx.)</p> <p>Measuring Category CAT II 600V</p> <p>Accessories Supplied with Pair of Test Leads, Battery (installed), K Type Thermocouple (upto 260°C), Instruction Manual & Holster</p>	<p>AC Response 40 ~ 500Hz</p> <p>Resistance 600Ω/6/60/600kΩ/6/60MΩ Accuracy ± (1.2%rdg + 2dgt) on 600Ω & 6MΩ ± (1.0%rdg + 2dgt) on 6/60/600kΩ ± (1.5%rdg + 2dgt) on 60MΩ</p> <p>Capacitance 9.999/99.99/999.9nF/9.999/99.99/999.9µF/9.999mF Accuracy ± (2.0%rdg + 4dgt) on all ranges except ± (3.0%rdg + 4dgt) on 9.999mF</p> <p>Frequency 99.99Hz ~ 20.00MHz Accuracy ± (0.05%rdg + 4dgt)</p> <p>Duty Cycle 0.1% ~ 99.9% Accuracy ± (0.05%rdg + 4dgt)</p> <p>Temperature -40°C ~ 1000°C / -40°F ~ 1832°F Accuracy ± (3.0%rdg + 4dgt) on -40°C ~ 0°C / -40°F ~ 32°F ± (1.0%rdg + 3dgt) on 0°C ~ 400°C / 32°F ~ 750°F ± (2.0%rdg + 5dgt) on 400°C ~ 1000°C / 750°F ~ 1832°F</p> <p>Sp. Function Diode Test, Audible Continuity, Data Hold</p> <p>Power Two 1.5V 'AA' Battery</p> <p>Low Battery " " indicated</p> <p>Battery Life 200 hours typical</p> <p>Dimensions 161 x 86 x 43 mm (approx.)</p> <p>Weight 250gms Including Battery (approx.)</p> <p>Measuring Category CAT II</p> <p>Accessories Supplied with Pair of Test Leads, Battery (installed), K Type Thermocouple (upto 260°C), Instruction Manual & Carrying Case</p>
---	---	--

Note: Specifications are subject to change.

Tesca Technologies Pvt. Ltd.

IT-2013, Ramchandrapura Industrial Area, Sitapura Extension,
 Near Bombay Hospital, Vidhani Circle, Jaipur-302022, Rajasthan, India,
 Tel: +91-141-2771791 / 2771792; Email: info@tesca.in, tesca.technologies@gmail.com
 Website: www.tesca.in



17702J

Features

- 6 ½ Digit Display (11,99,999 counts)
- 12 Different Measurement Capabilities : DCV / ACV, DCI / ACI, Ω2W / Ω4W, Frequency / Period, Diode Test, Continuity, dB/dBm
- High brightness vacuum fluorescent display
- True-rms AC voltage and current measurement, bandwidth up to 300kHz
- DCV measurement accuracy up to 0.0035%, resolution up to 0.1μV
- Max. measurement rate : 1000 meas/sec
- Equal accuracy frequency measurement up to 1.1MHz
- Relative mode (REL) to eliminate residual reading
- 2 W, 4W resistance measurement mode selectable
- Built-in mX + b, %, dB, dBm etc mathematics calculation function
- 512 readings storage and MAX/MIN/AVER/STD statistics
- HI/IN/LO comparator function
- USB and RS-232 Interfaces provide easy system communication
- Calibration without opening the case
- 10 sets of multimeter setup can be stored and loaded

The 6 ½ Digit Multimeter can test voltage / current / resistance fast and accurately. The concise design of front panel makes it easier to locate and select the measurement function. Adopts special input overload protect circuit which can stand 1500V voltage between input and ground. When over loaded, it can recover fast so as to ensure the safety and reliability of the equipment.

Many new technologies such as high speed low noise 26 bits A/D converter which gives the good linear and low noise performances. Fast response servo amplifier, floating power source and low offset buffer amplifier constitute front end of servo so as to remove the traditional attenuation, reduce offset drifting as well as to increase measurement rate. The SMD in the multimeter reduces the system density and volume.

Standard USB & RS-232 interface with protocol provided is used with for easy communication, data analysis and statistics as well as construction of an automatic measurement system. The system accepts SCPI (standard commands for programmable instrument) command sets. It is compatible in communication software.

Test Function

Test Parameter	DCV, ACV, DCI, ACI, Ω2W, Ω4W, FREQ, PERI, CONT, DIODE
Mathematics Function	mX + b, %, dB, dBm, REL
Range	Auto, Manual
Display	VFD
Trigger Mode	INT/MAN/BUS/EXT
Programmable Time Delay	0-6000mS
Reading Storage and Statistics	2 to 512 readings can be stored, loaded and counted / type of statistics : MAX/MIN/AVER/STD
Reading Hold	To find out best stable reading for each data block of the given reading number according to the given accuracy.
Limitation Measurement	To judge HI/IN/LO and display with ALARM for HI/LO
Setup Storage	10 setup files can be stored and loaded
Communication Interface	SCPI command support for RS232 & USB interface

Measurement Condition

Calibration Interval : One Year
 Operation Temperature : 18°C to 28°C
 Accuracy is expressed as : ± (% of reading + % of range) after 30 min warm-up

Temperature coefficient : Add ± [0.1% x (applicable accuracy)/°C] for 0°C to 18°C & 28°C to 40°C
 Relative Humidity : Upto 80% for 0°C to 28°C (75% RH for 10MΩ & above ranges of resistance measurement). Upto 70% for 28°C to 40°C

Following is the specification at slow mode, others please refer the operation manual.

Full Scale Reading Digits and Reading Rate (meas/sec)				
Rate		Slow	Med	Fast
Full scale reading (digits)		119,999,9	119,999	11,999
Reading Rate (meas/sec) approximate	DC V, DC I	2	16	57
	AC V, AC I	1.5	4	25
	Ω2W Ranges below 100KΩ	2	16	57
	Ω4W Ranges below 100KΩ	1.5	10	33

Accessories	Pair of Test Leads x 1, Power Cord x 1, Fuse (500mA) x 2, Fuse (1A) x 2, USB Cable x 1, Operation Manual x 1, Test Report x 1, RS232 Cable x 1 (optional)
--------------------	---

Note: Specifications are subject to change.

Tesca Technologies Pvt. Ltd.

IT-2013, Ramchandrapura Industrial Area, Sitapura Extension,
 Near Bombay Hospital, Vidhani Circle, Jaipur-302022, Rajasthan, India,
 Tel: +91-141-2771791 / 2771792; Email: info@tesca.in, tesca.technologies@gmail.com
 Website: www.tesca.in

DC V		Max. reading	Resolution	Accuracy	Input impedance
	100mV	119.9999	0.1μV	0.0065 + 0.0045	> 10GΩ
	1V	1.199999	1μV	0.0040 + 0.0009	> 10GΩ
	10V	11.99999	10μV	0.0035 + 0.0005	> 10GΩ
	100V	119.9999	100μV	0.0045 + 0.0006	10MΩ ± 1%
	1000V	1010.000	1mV	0.0055 + 0.0015	10MΩ ± 1%

DC I		Max. reading	Resolution	Accuracy	Burden voltage / shunt resistor
	10mA	11.99999	10nA	0.05 + 0.004	< 0.15V/10.1Ω
	100mA	119.9999	0.1μA	0.05 + 0.004	< 1.5V/10.1Ω
	1A	1.199999	1μA	0.08 + 0.004	< 0.3V/0.1Ω
	10A	11.99999	10μA	0.25 + 0.015	< 0.15V/10mΩ

AC V	100mV	1V	10V	100V	750V
Max. reading	119.9999	1.199999	11.99999	119.9999	757.50
Resolution	0.1μV	1μV	10μV	100μV	1mV
10Hz ~ 20Hz	1.50 + 0.20				
20Hz ~ 40Hz	0.50 + 0.10				
40Hz ~ 100Hz	0.10 + 0.03				
100Hz ~ 20KHz	0.05 + 0.03			0.08 + 0.03	
20KHz ~ 50KHz	0.15 + 0.05	0.11 + 0.05		0.18 + 0.05	—
50KHz ~ 100KHz	0.60 + 0.08				
100KHz ~ 300KHz	4.00 + 0.50			—	—

AC I	10mA	1A	10A
Max. reading	11.99999	1.199999	11.99999
Resolution	10nA	1μA	10μA
10Hz ~ 20Hz	1.50 + 0.10		
20Hz ~ 40Hz	0.50 + 0.03		
40Hz ~ 100Hz	0.10 + 0.03	0.12 + 0.03	0.15 + 0.03
100Hz ~ 2KHz	0.05 + 0.03	0.10 + 0.04	0.12 + 0.04
2KHz ~ 5KHz	0.10 + 0.03	0.50 + 0.03	0.60 + 0.05
5KHz ~ 10KHz	0.20 + 0.03	2.00 + 0.10	2.50 + 0.10
Burden voltage / shunt resistor	< 0.15Vrms/10.1Ω	< 0.3Vrms/0.1Ω	< 0.15Vrms/10mΩ

Frequency	Max. reading	Resolution	Accuracy	Sensitivity (sine wave)
5Hz ~ 10Hz	9.999,999	1μHz	0.05	200mVrms
10Hz ~ 100Hz	99.999,99	10μHz	0.01	40mVrms
100Hz ~ 100KHz	99.999,99	10mHz	0.005	40mVrms
100KHz ~ 1MHz	999.999,9	0.1Hz	0.005	100mVrms

Ω 2W / Ω 4W	Max. reading	Resolution	Measurement current	Accuracy
100Ω	119.9999	100μΩ	1mA	0.010 + 0.004
1kΩ	1.199999	1mΩ	1mA	0.010 + 0.001
10kΩ	11.99999	10mΩ	100μA	0.010 + 0.001
100kΩ	119.9999	100mΩ	10μA	0.010 + 0.001
1MΩ	1.199999	1Ω	10μA	0.010 + 0.001
10MΩ	11.99999	10Ω	7.0xRx/(10M + Rx)	0.040 + 0.001
100MΩ	119.9999	100Ω	7.0xRx/(10M + Rx)	0.800 + 0.010

General Specifications

- Operating Temperature & Humidity 0°C to 40°C, ≤ 90% RH
- Power Requirements Voltage 110V/220V AC ± 15%
- Frequency 50Hz/60Hz ± 5%
- Power Consumption ≤ 20VA
- Dimensions 265 x 105 x 360mm (approx.)
- Weight 2.863kg (approx.)

Note: Specifications are subject to change.

Tesca Technologies Pvt. Ltd.

IT-2013, Ramchandrapura Industrial Area, Sitapura Extension,
Near Bombay Hospital, Vidhani Circle, Jaipur-302022, Rajasthan, India,
Tel: +91-141-2771791 / 2771792; Email: info@tesca.in, tesca.technologies@gmail.com
Website: www.tesca.in



17702H

Features

- Auto / Manual
- 4000 Counts LCD
- Basic DC Accuracy : 0.3%
- More than 45 Measuring Ranges
- Frequency Measurement : 10Hz to 4 MHz
- Duty Cycle : 10% ~ 90%
- Resistance : 0.1Ω to 40MΩ
- Capacitance : 4nF to 40μF
- Measures AC Voltage in dBm or Volts
- Data HOLD / MAX / MIN
- Relative Measurement
- Pulse Widths
- Logic Test
- HFE Test
- Diode Test
- Audible Continuity
- Dynamic Recording
- Communication : USB Cable
- Auto Power Off

General Specification

- Power : One 9V Battery
- Weight : 296gms including Battery (approx.)
- Dimension : 178 x 88 x 43mm (approx.)
- Safety / Compliance : IEC 61010 CAT II
- Accessories : Instruction Manual, Pair of Test Leads, Holster, Battery (installed), USB Cable & Software CD

Meter View Software

Display Graphs, Real Time Values, Analog Indication and Digital Values Simultaneously
 Software has special features like :

- AUTO Amplitude Scale
- AUTO Sample Scale
- DATA Log
- Virtual LCD & Analog Meter

Electrical Specification

Range	Resolution	Accuracy	Note
DC Voltage			
400mV	100μV	± (0.3% rdg + 4 dgt)	Input Impedance : 10MΩ in parallel with < 50 PF Overload Protection 1000V DC / 750V AC
4V	1mV	± (0.5% rdg + 5 dgt)	
40V	10mV	± (0.5% rdg + 3 dgt)	
400V	100mV	± (0.5% rdg + 4 dgt)	
1000V	1V	± (0.5% rdg + 4 dgt)	
AC Voltage, AC Response : 50 ~ 500Hz			
400mV	100μV	± (0.5% rdg + 4 dgt)	Input Impedance : 10MΩ in parallel in parallel with < 50 PF Overload Protection 1000V DC / 750V AC
4V	1mV	± (0.5% rdg + 3 dgt)	
40V	10mV	± (0.8% rdg + 5 dgt)	
400V	100mV	± (0.6% rdg + 3 dgt)	
750V	1V	± (0.8% rdg + 4 dgt)	
DC Current			
400μA	100nA	± (0.8% rdg + 5 dgt)	Fuse : F 500mA / 250V
4mA	1μA	± (0.6% rdg + 3 dgt)	
40mA	10μA	± (1.2% rdg + 5 dgt)	
400mA	100μA	± (1.2% rdg + 5 dgt)	
4A	1mA	± (0.8% rdg + 5 dgt)	Fuse : F 12A / 250V
10A	10mA	± (1.0% rdg + 5 dgt)	
AC Current, AC Response : 50 ~ 500Hz			
400μA	100nA	± (1.0% rdg + 5 dgt)	Fuse : F 500mA / 250V
4mA	1μA	± (1.5% rdg + 5 dgt)	
40mA	10μA	± (1.5% rdg + 5 dgt)	
400mA	100μA	± (1.5% rdg + 5 dgt)	
4A	1mA	± (1.0% rdg + 5 dgt)	Fuse : F 12A / 250V
10A	10mA	± (1.2% rdg + 5 dgt)	
Resistance (Ω)			
400Ω	100mΩ	± (0.4% rdg + 5 dgt)	Overload Protection 250V DC / AC
4KΩ	1Ω	± (0.3% rdg + 3 dgt)	
40KΩ	10Ω	± (0.6% rdg + 3 dgt)	
400KΩ	100Ω	± (0.6% rdg + 3 dgt)	
4MΩ	1KΩ	± (1.5% rdg + 5 dgt)	
40MΩ	10KΩ	± (1.5% rdg + 5 dgt)	
Capacitance			
4nF	1 PF	± (3.0% rdg + 40 dgt)	Overload Protection 250V DC / AC
40nF	10 PF	± (3.0% rdg + 10 dgt)	
400nF	100 PF	± (3.0% rdg + 10 dgt)	
4μF	1 nF		
40μF	10 nF		
Frequency (Hz)			
400Hz	0.1 Hz	± (0.1% rdg + 4 dgt)	OL Protection : 250V DC / AC Sensitivity : 50mV rms (400Hz, 4KHz, 40KHz) 100mV rms (400KHz) 250mV rms (4MHz)
4KHz	1 Hz		
40KHz	10 Hz		
400KHz	100 Hz		
4 MHz	1 KHz		
Range Accuracy Note			
Duty Cycle, for 10Hz to 100KHz			
10% ~ 90%		± (2 dgt / KHz + 2 dgt)	OL Protection : 250V DC / AC
Pulse Widths, for 10Hz to 100KHz			
1μs ~ 90 ms		± (5% rdg + 2 dgt)	OL Protection : 250V DC / AC
dBm, 20mV to 750V RMS at 50 / 60 Hz			
0 ~ +62dB		± (0.3% dBm + 2 dgt)	OL Protection : 250V DC / AC

Analog & Digital Display



Data Logging / Recording



Note: Specifications are subject to change.

Tesca Technologies Pvt. Ltd.

IT-2013, Ramchandrapura Industrial Area, Sitapura Extension,
 Near Bombay Hospital, Vidhani Circle, Jaipur-302022, Rajasthan, India,
 Tel: +91-141-2771791 / 2771792; Email: info@tesca.in, tesca.technologies@gmail.com
 Website: www.tesca.in



17702C



17702E

Model	Key Features	DC Voltage	DC Accuracy	AC Voltage	AC Accuracy	AC Response	DC Current	DC Accuracy	AC Current	AC Accuracy	AC Response	Resistance	Resistance Accuracy	Capacitance	Capacitance Accuracy	Frequency	Duty Cycle	Temperature	Accuracy	Measuring Category	SP Function	Power	Low Battery	Battery Life	Dimensions	Weight	Accessories
17702C	TRMS, Auto Ranging, 6000 Counts LCD with Backlight, APO, Capacitance, Frequency, Duty Cycle & Holster	600mV / 6 / 60 / 600 / 1000V	± (1.0% rdg + 4 dgt) on 600mV ± (0.5% rdg + 2 dgt) on 6/60/600V ± (7.0% rdg + 3 dgt) on 1000V	600mV / 6 / 60 / 600 / 750V	± (1.0% rdg + 5 dgt) on all ranges except ± (1.2% rdg + 5 dgt) on 600mV ± (1.5% rdg + 5 dgt) on 750V	40 ~ 500Hz	600 / 6000µA / 60 / 600mA / 6 / 20A	± (1.0% rdg + 2 dgt) on 600/6000µA ± (1.2% rdg + 3 dgt) on 60/600mA ± (1.5% rdg + 5 dgt) on 6/20A	600 / 6000µA / 60 / 600mA / 6 / 20A	± (1.5% rdg + 5 dgt) on 600/6000µA ± (2.0% rdg + 5 dgt) on 60/600mA ± (2.5% rdg + 5 dgt) on 6/20A	40 ~ 500Hz	600Ω / 6 / 60 / 600KΩ / 6 / 60MΩ	± (1.2% rdg + 2 dgt) on 600Ω & 6MΩ ± (1.0% rdg + 2 dgt) on 6/60/600KΩ ± (1.5% rdg + 2 dgt) on 60MΩ	9.999 / 99.99 / 999.9nF / 9.999 / 99.99 / 999.9µF / 9.999mF	± (2.0% rdg + 4 dgt) on all ranges except	99.99Hz ~ 20.00MHz	0.1% ~ 99.9%	40°C ~ 1000°C / -40°F ~ 1832°F	± (3.0% rdg + 4dgt) on -40°C ~ 0°C / -40°F ~ 32°F ± (1.0% rdg + 3dgt) on 0°C ~ 400°C / 32°F ~ 750°F ± (2.0% rdg + 5dgt) on 400°C ~ 1000°C / 750°F ~ 1832°F	CAT III 1000V, CAT IV 600V	Diode test, Audible Continuity, Data Hold	Two 1.5V 'AA' Battery	'L' is indicated	200 hours typical	180 x 90 x 52mm (approx.)	370gms Including Battery (approx.)	Test Leads (Pair), Holster, Battery (installed), Instruction Manual & K Type Thermocouple (upto 260°C)
17702E	TRMS, Auto / Manual, 6000 Counts LCD with Backlight, APO, Capacitance, REL Δ, Max / Min, Frequency, Duty Cycle, Temperature & Holster	600mV / 6 / 60 / 600 / 1000V	± (1.0% rdg + 4 dgt) on 600mV ± (0.5% rdg + 2 dgt) on 6/60/600V ± (7.0% rdg + 3 dgt) on 1000V	600mV / 6 / 60 / 600 / 750V	± (1.0% rdg + 5 dgt) on all ranges except ± (1.2% rdg + 5 dgt) on 600mV ± (1.5% rdg + 5 dgt) on 750V	40 ~ 500Hz	600 / 6000µA / 60 / 600mA / 6 / 20A	± (1.0% rdg + 2 dgt) on 600/6000µA ± (1.2% rdg + 3 dgt) on 60/600mA ± (1.5% rdg + 5 dgt) on 6/20A	600 / 6000µA / 60 / 600mA / 6 / 20A	± (3.0% rdg + 4 dgt) on 9.999mF 99.99Hz ~ 20.00MHz	± (0.05% rdg + 4 dgt) on 9.999mF	0.1% ~ 99.9%	± (0.05% rdg + 4 dgt) on CAT III 1000V, CAT IV 600V	Diode test, Audible Continuity, Data Hold	Two 1.5V 'AA' Battery	'L' is indicated	200 hours typical	180 x 90 x 52mm (approx.)	370gms Including Battery (approx.)	Test Leads (Pair), Holster, Battery (installed) & Instruction Manual							

Note: Specifications are subject to change.

Tesca Technologies Pvt. Ltd.

IT-2013, Ramchandrapura Industrial Area, Sitapura Extension,
Near Bombay Hospital, Vidhani Circle, Jaipur-302022, Rajasthan, India,
Tel: +91-141-2771791 / 2771792; Email: info@tesca.in, tesca.technologies@gmail.com
Website: www.tesca.in




17702I








17702K



Accessories

4 ½ Digit, 20,000 Counts, TRMS, Large LCD, Capacitance, Frequency, Data Hold, APO	
Ranges	
DC Voltage	200mV/2/20/200/1000V
Accuracy	±(0.05%rdg + 3dgt) ±(0.1%rdg + 5dgt) on 1000V
AC Voltage ^{TRMS}	200mV/2/20/200/750V
Accuracy	±(0.8%rdg + 20dgt) ±(1.0%rdg + 50dgt) on 750V
AC Response	40 ~ 500Hz
DC Current	20/200mA/10A
Accuracy	±(0.5%rdg + 2dgt) on 20mA ±(0.8%rdg + 5dgt) on 200mA ±(2.0%rdg + 10dgt) on 10A
AC Current ^{TRMS}	20/200mA/10A
Accuracy	±(1.0%rdg + 20dgt) on mA ±(2.0%rdg + 20dgt) on 10A
AC Response	40 ~ 500Hz
Resistance	200Ω/2/20/200kΩ/2/20MΩ
Accuracy	±(0.1%rdg + 2dgt) ±(0.1%rdg + 5dgt) on 200Ω ±(0.3%rdg + 10dgt) on 20MΩ
Capacitance	20/200nF/2/20μF
Accuracy	±(2.0%rdg + 10dgt) ±(2.5%rdg + 30dgt) on 20μF
Frequency	20/200kHz
Accuracy	±(1.0%rdg + 20dgt)
Sp. Function	Diode Test, Audible Continuity, Data Hold
Power	One 9V Battery
Low Battery	"  " Indicated
Battery Life	150 hours typical
Dimensions	190 x 90 x 35 mm (approx.)
Weight	525gms Including Battery (approx.)
Measuring Category	CAT I 1000V
Accessories	Supplied with Pair of Test Leads, Battery (installed), Instruction Manual & Holster

TRMS, Auto / Manual, 4 ½ Digit 20,000 Count LCD with Backlight, APO, Capacitance, Frequency, Duty Cycle, Temperature, DATA HOLD, MIN / MAX, Δ ZERO / REL, Diode Test, Audible Continuity & Square Wave Output	
Ranges	
DC Voltage	200mV/2/20/200/1000V
Accuracy	±(0.05% rdg + 5 dgt) ±(0.1% rdg + 5 dgt) on 1000V
AC Voltage ^{TRMS}	200mV/2/20/200/750V
Accuracy	±(0.5% rdg + 6 dgt) ±(1.0% rdg + 30dgt) on 750V
AC Response	40 ~ 500Hz
DC Current	200/2000μA/20/200mA/2/20A
Accuracy	±(0.5% rdg + 2 dgt) on 200/2000μA ±(0.8% rdg + 5dgt) on 20/200mA ±(2.0% rdg + 10dgt) on 2/20A
AC Current ^{TRMS}	200/2000μA/20/200mA/2/20A
Accuracy	±(1.0% rdg + 20 dgt) on μA & mA ±(1.5% rdg + 5 dgt) on 2 / 20A
AC Response	40 ~ 500Hz
Resistance	200Ω/2/20/200kΩ/2/20MΩ
Accuracy	±(0.1% rdg + 5dgt) on 200Ω ±(0.1% rdg + 2 dgt) on 2/20/200kΩ/2MΩ ±(0.3% rdg + 5dgt) on 20MΩ
Capacitance	20/200nF/2/20/200μF/2/20mF
Accuracy	±(2.0% rdg + 10 dgt) on 20 / 200nF / 2μF ±(2.0% rdg + 30 dgt) on 20 / 200μF ±(3.0% rdg + 4 dgt) on 2 / 20mF
Frequency	200Hz / 2 / 20 / 200KHz / 2 / 20MHz

K Type Bead Probe (upto 260°C) Order Code : 17701AA3	
K Type Stick Probe (upto 500°C) Order Code : 17701AA4	
Pair of Test Leads suitable for DMM/DTT Model : Order Code : 17701AA1	
Pair of Test Leads suitable for Insulation Tester Order Code : 17701AA2	
Accuracy	± (0.01% rdg + 2dgt)
Duty Cycle	0.1% ~ 99.9%
Accuracy	± (0.01% rdg + 2dgt)
Temperature	-20°C ~ 1000°C / 0°F ~ 1832°F
Accuracy	± (1% rdg + 5dgt) on -20°C ~ 400°C ± (1.5% rdg + 15dgt) on 400°C ~ 1000°C ± (0.75% rdg + 5 dgt) on 0°F ~ 750°F ± (1.5% rdg + 15 dgt) on 750°F ~ 1832°F
Sp. Function	Diode Test, Audible Continuity, Data Hold
Power	Two 1.5V 'AA' Battery
Low Battery	'  ' is indicated
Battery Life	200 hours typical
Dimensions	161 x 86 x 43 mm (approx.)
Weight	250gms Including Battery (approx.)
Accessories	Supplied with Pair of Test Leads, Battery (installed), K Type Thermocouple (upto 260°C), Instruction Manual & Carrying Case

Note: Specifications are subject to change.

Tesca Technologies Pvt. Ltd.

IT-2013, Ramchandrapura Industrial Area, Sitapura Extension,
Near Bombay Hospital, Vidhani Circle, Jaipur-302022, Rajasthan, India,
Tel: +91-141-2771791 / 2771792; Email: info@tesca.in, tesca.technologies@gmail.com
Website: www.tesca.in



17701C



17701F

Auto Ranging, 4000 Counts LCD with Backlight, APO, Capacitance, REL Δ Frequency, Duty Cycle

Ranges

DC Voltage 400mV / 4 / 40 / 400 / 1000V

Accuracy ± (0.5% rdg + 4 dgt) on 400mV / 4 / 40 / 400V
 ± (0.8% rdg + 4 dgt) on 1000V

AC Voltage 4 / 40 / 400 / 750V

Accuracy ± (1.2% rdg + 4 dgt) on all ranges except
 ± (1.5% rdg + 4 dgt) on 750V

AC Response 40 ~ 400Hz

DC Current 40 / 400mA / 4 / 10A

Accuracy ± (1.0% rdg + 4 dgt) on 40 / 400mA
 ± (1.5% rdg + 4 dgt) on 4 / 10A

AC Current 40 / 400mA / 4 / 10A

Accuracy ± (2.0% rdg + 4 dgt)

AC Response 40 ~ 200Hz

Resistance 400Ω / 4 / 40 / 400KΩ / 4 / 40MΩ

Accuracy ± (0.8% rdg + 4 dgt) on all ranges except
 ± (2.0% rdg + 4 dgt) on 40MΩ

Capacitance 4.000 / 40.00 / 400.0nF / 4.000 / 40.00 / 400.0μF / 4.000mF

Accuracy ± (3.5% rdg + 4 dgt) on all ranges except
 ± (2.5% rdg + 4 dgt) on 40.00nF
 ± (5.0% rdg + 4 dgt) on 4.000nF

Frequency 99.99Hz ~ 20.00MHz

Accuracy ± (0.08% rdg + 2 dgt)

TRMS, Auto Ranging, 6000 Counts LCD with Backlight, APO, Capacitance, Frequency, Duty Cycle, Temperature

Ranges

DC Voltage 60 / 600mV / 6 / 60 / 600 / 1000V

Accuracy ± (1.0% rdg + 10 dgt) on 60 / 600mV
 ± (0.5% rdg + 3 dgt) on 6 / 60 / 600 / 1000V

AC Voltage^{TRMS} 60 / 600mV / 6 / 60 / 600 / 750V

Accuracy ± (1.0% rdg + 3 dgt) on all ranges except
 ± (3.0% rdg + 3 dgt) on 60 / 600mV

AC Response 1Hz ~ 1KHz

DC Current 60 / 600mA / 6 / 10A

Accuracy ± (1.5% rdg + 3 dgt)

AC Current^{TRMS} 60 / 600mA / 6 / 10A

Accuracy ± (1.5% rdg + 3 dgt)

AC Response 1Hz ~ 1KHz

Resistance 600Ω / 6 / 60 / 600KΩ / 6 / 60MΩ

Duty Cycle 0.1% ~ 99.9%

Accuracy ± (0.08% rdg + 2 dgt)

Measuring Category CAT III 600V, CAT II 1000V

SP Function Diode Test, Audible Continuity, Data Hold

Power Two 1.5V 'AAA' Battery

Low Battery 'L' is indicated

Battery Life 200 hours typical

Dimensions 130 x 65 x 32mm (approx.)

Weight 130gms Including Battery (approx.)

Accessories Test Leads (Pair), Battery (installed) & Instruction Manual

Accuracy ± (0.5% rdg + 3 dgt) on 600Ω

± (0.5% rdg + 2 dgt) on 6 / 60 / 600kΩ / 6MΩ
 ± (1.5% rdg + 3 dgt) on 60MΩ

Capacitance 9.999 / 99.99 / 999.9nF / 9.999 / 99.99 / 999.9μF / 9.999mF

Accuracy ± (2.0% rdg + 5 dgt) on all ranges except
 ± (5.0% rdg + 5 dgt) on 9.999mF
 ± (5.0% rdg + 20 dgt) on 9.999nF

Frequency 99.99Hz ~ 20.00MHz

Accuracy ± (0.08% rdg + 2 dgt)

Duty Cycle 0.1% ~ 99.9%

Accuracy ± (0.08% rdg + 2 dgt)

Temperature -20°C ~ 1000°C / -4°F ~ 1832°F

Accuracy ± (1.0% rdg + 5 dgt) on <400°C / <752°F
 ± (1.5% rdg + 15 dgt) on >400°C / >752°F

Measuring Category CAT III 600V, CAT II 1000V

SP Function Diode Test, Audible Continuity, Data Hold

Power Two 1.5V 'AAA' Battery

Low Battery 'L' is indicated

Battery Life 200 hours typical

Dimensions 130 x 65 x 32mm (approx.)

Weight 130gms Including Battery (approx.)

Accessories Test Leads (Pair), Battery (installed), Instruction Manual & K Type Thermocouple (upto 260°C)

Note: Specifications are subject to change.

Tesca Technologies Pvt. Ltd.

IT-2013, Ramchandrapura Industrial Area, Sitapura Extension,
 Near Bombay Hospital, Vidhani Circle, Jaipur-302022, Rajasthan, India,
 Tel: +91-141-2771791 / 2771792; Email: info@tesca.in, tesca.technologies@gmail.com
 Website: www.tesca.in